

NEW ZEALAND DATA SHEET

1. NAME OF THE MEDICINE

Gonadron, 1000 mg/ 4 mL solution for injection

2. QUALITATIVE AND QUANTITATIVE COMPOSITION

Each vial contains 1000 mg testosterone undecanoate (equivalent to 631.5 mg testosterone) in a 4 mL solution for injection (250 mg testosterone undecanoate/mL).

Each mL solution for injection contains 250 mg testosterone undecanoate corresponding to 157.9 mg testosterone.

For a full list of excipients, see Section 6.1.

3. PHARMACEUTICAL FORM

Gonadron is a clear, colourless to yellowish-brown oily solution for injection.

Testosterone undecanoate is a white or off-white crystalline substance.

4. CLINICAL PARTICULARS

4.1 Therapeutic indications

Testosterone replacement in primary and secondary male hypogonadism.

4.2 Dose and method of administration

Dose

Gonadron (1 vial equivalent to 1000 mg testosterone undecanoate) is injected every 10 to 14 weeks for testosterone replacement, where testosterone deficiency has been confirmed by clinical features and biochemical tests. Injections with this frequency are capable of maintaining sufficient testosterone levels and do not lead to accumulation.

Start of Treatment

Serum testosterone levels should be measured before start of treatment and during initiation of treatment. Depending on serum testosterone levels and clinical symptoms, the first injection interval may be reduced to a minimum of 6 weeks as compared to the recommended range of 10 to 14 weeks for maintenance. With this loading dose, sufficient steady-state testosterone levels may be achieved more rapidly.

Individualisation of Treatment

The injection interval should remain within the recommended range of 10 to 14 weeks. It is advisable to measure and monitor testosterone serum levels regularly, particularly if the dosage regimen is changed or if there is clinical concern about the adequacy or excessiveness of testosterone replacement. Measurements should be performed at the end of an injection interval and clinical symptoms considered. Serum levels below normal range would indicate the need for a shorter injection interval. In case of high serum levels an extension of the injection interval may be considered or administration of a smaller volume could also be considered (i.e. could result in a shorter injection interval).

Special populations

Elderly

Limited data do not suggest the need for a dosage adjustment in elderly patients.

Renal impairment

No formal studies have been performed in patients with renal impairment.

Hepatic impairment

No formal studies have been performed in patients with hepatic impairment. The use of Gonadron is contraindicated in men with past or present liver tumours.

Paediatric population

Clinical trials with Testosterone undecanoate have not been conducted in children or adolescents under the age of 18 and use in this population is not recommended.

Method of administration

The injections must be administered very slowly. Care should be taken to inject Gonadron deeply into the gluteal muscle (the only site for which clinical experience has been obtained) following the usual precautions for intramuscular administration. Gonadron is strictly for intramuscular injection. Special care must be taken to avoid intravenous injection and injections must not be given subcutaneously. For instructions for use/handling to avoid injury when opening the vial, see Section 6.6.1.

4.3 Contraindications

The use of Gonadron is contraindicated in men with:

- androgen-dependent carcinoma of the prostate or of the male mammary gland
- hypercalcaemia accompanying malignant tumours
- past or present liver tumours
- hypersensitivity to the active substance or to any of the excipients

The use of Gonadron in women is contraindicated.

4.4 Special warnings and precautions for use

Gonadron should be used only if hypogonadism (hyper- and hypogonadotropic) has been demonstrated and if other aetiologies responsible for the symptoms have been excluded before treatment is started. Testosterone insufficiency should be clearly demonstrated by clinical features (regression of secondary sexual characteristics, change in body composition, asthenia, reduced libido, erectile dysfunction etc.), confirmed by biochemical tests (2 separate blood testosterone measurements) and according to contemporary diagnostic criteria established by endocrine societies. Currently, there is no consensus about age-specific testosterone reference values. However, it should be taken into account that physiologically testosterone serum levels fall with increasing age.

Due to variability in laboratory values, all measures of testosterone should be carried out in the same laboratory.

Prior to testosterone initiation, all patients must undergo a detailed examination in order to exclude the risk of pre-existing prostatic cancer. Careful and regular monitoring of the prostate gland and breast must be performed in accordance with recommended methods (digital rectal examination and estimation of serum PSA) in patients receiving testosterone therapy at least once yearly and twice yearly in elderly patients and at-risk patients (those with clinical or familial factors).

Androgens may accelerate the progression of sub-clinical prostatic cancer and benign prostatic hyperplasia.

Improved insulin sensitivity may occur in patients treated with androgens who achieve normal testosterone plasma concentrations following replacement therapy.

Androgens may enhance insulin sensitivity. The dosage of the hypoglycaemic agent may need to be lowered.

Haemoglobin and haematocrit should be checked periodically in patients on long-term androgen therapy to detect cases of polycythaemia (see Section 4.8).

In general, the use of intramuscular injections in patients with acquired or inherited bleeding disorders always has to be taken into account due to the risk of bleeding. Testosterone and its derivatives have been reported to increase the activity of coumarin-derived oral anticoagulants (see also Section 4.5).

Testosterone should be used with caution in patients with thrombophilia, as there have been post-marketing studies and reports of thrombotic events in these patients during testosterone therapy.

Deep intramuscular injection of testosterone undecanoate is not advisable in men with any form of bleeding or coagulation disorder, including those using anti-coagulants because of the risk of haematoma. Either alternative non-injectable testosterone products should be used or expert advice sought from a haematologist (see Section 4.5).

Cases of benign and malignant liver tumours have been reported in users of hormonal substances, such as androgen compounds. If severe upper abdominal complaints or signs of intra-abdominal haemorrhage occur in men using Gonadron, a liver tumour should be included in the differential-diagnostic considerations.

Caution should be exercised in patients predisposed to oedema, e.g. in case of severe cardiac, hepatic, or renal insufficiency or ischaemic heart disease, as treatment with androgens may result in increased retention of sodium and water. In case of severe complications characterised by oedema with or without congestive heart failure, treatment must be stopped immediately (see Section 4.8).

Caution must be taken in patients who have had elevated blood pressure, disturbance in renal function, epilepsy or migraine. The product may elevate blood pressure. The product is not recommended for patients with cardiac insufficiency.

Pre-existing sleep apnoea may be potentiated.

Testosterone has been subject to abuse, typically at doses higher than recommended for the approved indication(s) and in combination with other anabolic androgenic steroids.

Testosterone abuse may result in dependence and withdrawal symptoms upon significant dose reduction or abrupt discontinuation of use.

Abuse of testosterone along with other anabolic androgenic steroids can lead to serious adverse reactions including: cardiovascular (with fatal outcomes in some cases), hepatic and/or psychiatric events.

Using Gonadron might result in a positive finding in doping tests.

As with all oily solutions, Gonadron must be injected strictly intramuscularly and very slowly. Pulmonary microembolism of oily solutions can in rare cases lead to signs and symptoms such as cough, dyspnoea, malaise, hyperhidrosis, chest pain, dizziness, paraesthesia, or syncope. These reactions may occur during or immediately after the injection and are reversible. Treatment is usually supportive, e.g. by administration of supplemental oxygen.

Suspected anaphylactic reactions after testosterone undecanoate injection have been reported. Certain clinical signs: irritability, nervousness, weight gain, prolonged or frequent erections may indicate excessive androgen exposure requiring dosage adjustment. Periodic testosterone measurements should be made during treatment, particularly when considering dose adjustment.

Clotting disorders

Testosterone should be used with caution in patients with thrombophilia or risk factors for venous thromboembolism (VTE), as there have been post-marketing studies and reports of thrombotic events (e.g. deep-vein thrombosis, pulmonary embolism, ocular thrombosis) in these patients during testosterone therapy. In thrombophilic patients, VTE cases have been reported even under anticoagulation treatment, therefore continuing testosterone treatment after first thrombotic event should be carefully evaluated. In case of treatment continuation, further measures should be taken to minimise the individual VTE risk

Interference with serological testing

Androgens may decrease levels of thyroxine binding globulin, resulting in decreased T₄ serum concentrations and in increased resin uptake of T₃ and T₄. Free thyroid hormone levels, however, remain unchanged and there is no clinical evidence of thyroid insufficiency.

Paediatric population

In addition to causing masculinisation in children, testosterone can cause accelerated growth and bone maturation and premature epiphyseal closure, thereby reducing final height. The appearance of common acne has to be expected.

4.5 Interaction with other medicines and other form of interaction

Interactions can occur with medicines that induce microsomal enzymes, which can result in increased clearance of testosterone (e.g. barbiturates).

Androgens may interfere with the metabolism of other medicines. Accordingly, plasma and tissue concentrations may be affected e.g. increased oxyphenbutazone serum levels have been reported. The metabolism of cyclosporin might be slowed.

Moreover, testosterone and derivatives have been reported to increase the activity of coumarin-derived oral anticoagulants, possibly requiring dose adjustment. Independently of this finding, the use of intramuscular injections in patients with acquired or inherited bleeding disorders always has to be taken into account due to the risk of bleeding (see Section 4.4).

Theoretically, any substance which affects liver function should not be taken with testosterone. Examples of herbal products include: angelica dahurica, chapparal, comfrey, eucalyptus, germander tea, Jin Bu Huan, kava, penny royal oil, skullcap, and valerian.

4.6 Fertility, pregnancy and lactation

Fertility

Testosterone replacement therapy may reversibly reduce spermatogenesis (see Section 5.3).

Pregnancy

Gonadron is for use in men only and must not be used in women. Androgenic substances may have a virilising effect on the female foetus and are contraindicated during pregnancy (see Section 4.3).

Lactation

Gonadron must not be used in women and is contraindicated during lactation (see Section 4.3).

4.7 Effects on ability to drive and use machines

Gonadron has no influence on the ability to drive or use machines.

4.8 Undesirable effects

Summary of the safety profile

The most frequently reported adverse effects during treatment with testosterone undecanoate injection are acne and injection site pain.

Regarding adverse effects associated with the use of androgens, please also refer to Section 4.4.

Tabulated list of adverse reactions

Table 1 below classifies adverse drug reactions (ADRs) by MedDRA system organ classes (MedDRA SOCs)* reported with testosterone undecanoate injection. The frequencies are based on clinical trial data and are defined as:

Common $\geq 1/100$ to $< 1/10$
Uncommon $\geq 1/1000$ to $< 1/100$

The following ADRs were recorded in 6 clinical studies (n = 422)** and considered at least possibly causally related to testosterone undecanoate injection.

Table 1. Categorised relative frequency of ADRs by MedDRA SOCs based on pooled clinical trial data

System Organ Class	Common	Uncommon
Blood and lymphatic system disorders	Polycythaemia	Haematocrit increased Red blood cell count increased Haemoglobin increased
Immune system disorders		Hypersensitivity
Metabolism and nutrition disorders	Weight increased	Increased appetite Glycosylated haemoglobin increased Hypercholesterolaemia Blood triglycerides increased Blood cholesterol increased
Psychiatric disorders		Depression Emotional disorder Insomnia Restlessness Aggression Irritability
Nervous system disorders		Headache Migraine Tremor
Vascular disorders	Hot flush	Cardiovascular disorder Hypertension Blood pressure increased Dizziness

System Organ Class	Common	Uncommon
Respiratory, thoracic and mediastinal disorders		Bronchitis Sinusitis Cough Dyspnoea Snoring Dysphonia
Gastrointestinal disorders		Diarrhoea Nausea
Hepatobiliary disorders		Liver function test abnormal Aspartate aminotransferase increased
Skin and subcutaneous tissue disorders	Acne	Alopecia Erythema Rash Rash, papular Pruritis Dry skin
Musculoskeletal and connective tissue disorders		Arthralgia Pain in extremity Muscle spasm Muscle strain Myalgia Musculoskeletal stiffness Blood creatine phosphokinase increased
Renal and urinary disorders		Urine flow decreased Urinary retention Urinary tract disorder Nocturia Dysuria
Reproductive system and breast disorders	Prostate specific antigen increased Prostate examination abnormal Benign prostate hyperplasia	Prostatic intraepithelial neoplasia Prostate induration Prostatitis Prostatic disorder Libido increased Libido decreased Testicular pain Breast induration Breast pain Gynaecomastia Estradiol increased Blood testosterone free increased Blood testosterone increased
General disorders and administration site conditions	Various kinds of injection site reactions***	Fatigue Asthenia Hyperhidrosis Night sweats

* The most appropriate MedDRA term to describe a certain adverse reaction is listed. Synonyms or related conditions are not listed, but should be taken into account as well.

** n = 302 hypogonadal men treated with i.m. injections of 4 ml and n = 120 of 3 ml of TU 250 mg/ml

*** Various kinds of injection site reaction: Injection site pain, Injection site discomfort, Injection site pruritus, Injection site erythema, Injection site haematoma, Injection site irritation, Injection site reaction.

The following adverse events were noted during treatment in the comparative clinical study of testosterone undecanoate injection with testosterone enantate [Report No. A01198].

Table 2. Adverse events reported in the clinical study of testosterone undecanoate injection with testosterone enantate [Report No. A01198]

Testosterone undecanoate	Testosterone enantate
Upper respiratory infection (x4), headache (x2), hot flashes, injection site pain, joint disorder, respiratory disorder, rhinitis, weight gain.	Upper respiratory disorder (x3), acne (x2), flu syndrome (x2), dry skin, hair disorder, injection site pain, muscle cramps, pain.

Description of selected adverse reactions

Pulmonary microembolism of oily solutions can in rare cases lead to signs and symptoms such as cough, dyspnoea, malaise, hyperhydrosis, chest pain, dizziness, paraesthesia, or syncope. These reactions may occur during or immediately after the injections and are reversible. Cases suspected by the company or the reporter to represent pulmonary oily microembolism have been reported rarely in clinical trials (in $\geq 1/10,000$ and $< 1/1,000$ injections) as well as from post-marketing experience (see Section 4.4).

Suspected anaphylactic reactions after testosterone undecanoate injection have been reported.

In addition to the above mentioned ADRs, nervousness, hostility, sleep apnoea, various skin reactions including seborrhoea, increased hair growth, increased frequency of erections and in very rare cases jaundice have been reported under treatment with testosterone containing preparations.

Therapy with high doses of testosterone preparations commonly reversibly interrupts or reduces spermatogenesis, thereby reducing the size of the testicles; testosterone replacement therapy of hypogonadism can in rare cases cause persistent, painful erections (priapism). High-dosed or long-term administration of testosterone occasionally increases the occurrences of water retention and oedema.

Reporting of suspected adverse reactions

Reporting suspected adverse reactions after authorisation of the medicine is important. It allows continued monitoring of the benefit/risk balance of the medicine. Healthcare professionals are asked to report any suspected adverse reactions <https://pophealth.my.site.com/carmreportnz/s/>

4.9 Overdose

No special therapeutic measure apart from termination of therapy with the medicine or dose reduction is necessary after overdosage.

For risk assessment and advice on the management of overdose please contact the National Poisons Centre on 0800 POISON (0800 764766).

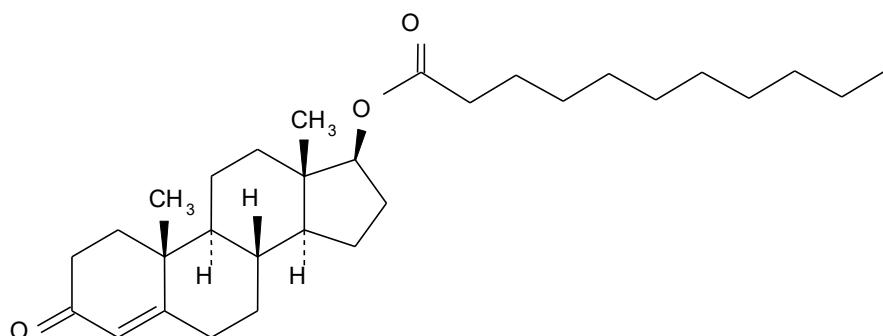
5. PHARMACOLOGICAL PROPERTIES

5.1 Pharmacodynamic properties

Pharmacotherapeutic group: Androgens, 3-oxoandrosten (4) derivatives, ATC code: G03BA03

Gonadron is a hormonal preparation containing testosterone undecanoate. Testosterone undecanoate is an ester of the naturally occurring androgen, testosterone. The active form, testosterone, is formed by cleavage of the side chain.

The chemical name for testosterone undecanoate is (17 β)-17-[(1-Oxoundecyl)oxy]-androst-4-en-3-one and has the following structural formula:



Molecular formula: $C_{30}H_{48}O_3$

Molecular weight: 456.7

CAS Number: 5949-44-0

It is practically insoluble in water and soluble in methanol and ethanol and has a melting point of 58 – 64 °C.

Mechanism of action

Testosterone is the most important androgen of the male, mainly synthesised in the testicles, and to a small extent in the adrenal cortex.

Testosterone is responsible for the expression of masculine characteristics during foetal, early childhood, and pubertal development and thereafter for maintaining the masculine phenotype and androgen-dependent functions (e.g. spermatogenesis and accessory sexual glands).

Pharmacodynamic effects

Insufficient secretion of testosterone results in male hypogonadism characterised by low serum testosterone concentrations. Signs and symptoms associated with male hypogonadism include but are not limited to, erectile dysfunction and decreased sexual desire, fatigue, depressive moods as well as a lack of secondary sexual characteristics, their incomplete development, or their regression, an increased risk of osteoporosis, an increase of visceral fat and a decrease of lean body mass and muscle strength. Exogenous androgens are given to improve the deficient endogenous testosterone levels and related signs and symptoms.

Dependent on the target organ, the spectrum of activities of testosterone is mainly androgenic (e.g. prostate, seminal vesicles, epididymis) or protein-anabolic (muscle, bone, haematopoiesis, kidney, liver).

Testosterone does not produce testicular development: it reduces the pituitary secretion of gonadotropins.

The effects of testosterone in some target organs arise after peripheral conversion of testosterone to oestradiol, which binds to oestrogen receptors in the target cell nucleus e.g. the pituitary, fat, brain, bone and testicular Leydig cells.

In hypogonadal men androgens decrease the body fat mass, increase the body lean mass and muscle strength, and prevent bone loss. Androgens may improve sexual function and also may exert positive psychotropic effects by improving mood.

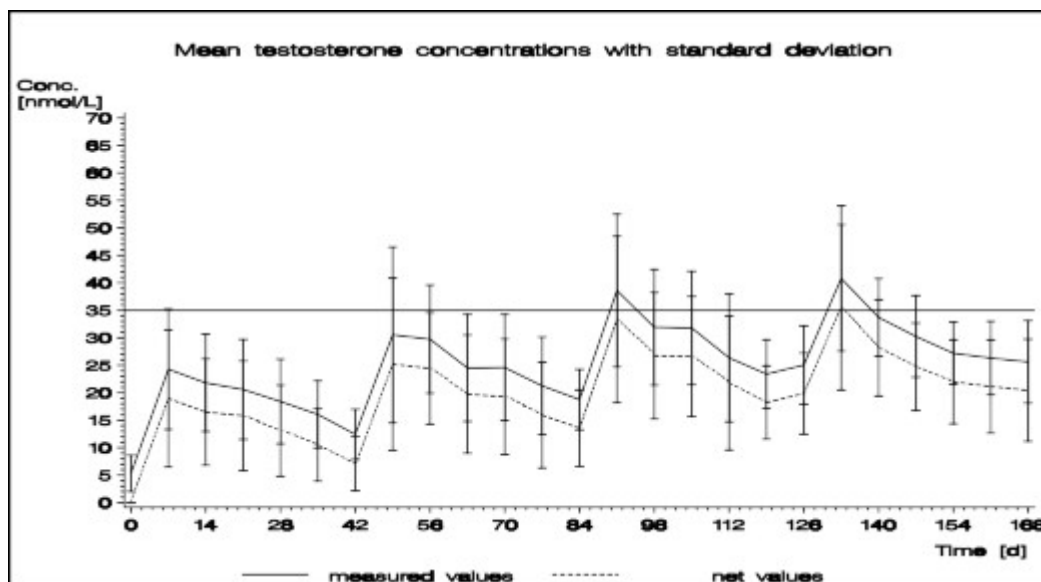
Clinical efficacy and safety

There were 4 pharmacokinetic studies, with 3 studies having open labelled extensions to support the dosage regimen, efficacy and safety of testosterone undecanoate injection in the treatment of hypogonadism. The main pharmacokinetic and efficacy parameter was serum testosterone within the eugonadal range. The clinical studies included 72 men treated with testosterone undecanoate injection (up to a maximum 36 weeks) while 60 men continued treatment longer term (range 18 – 33 months). Initially, the dosage regimen investigated was 6 weeks between injections (injected into the gluteal muscle) however this time interval between injections was found to be too frequent and resulted in accumulation. An optimal injection interval has not been defined and injections were administered in the extension phase of the clinical trials at intervals between 10 – 12 weeks. The possibility exists that supraphysiological serum testosterone levels may be attained even at the prescribed dosage regimen and the dosing interval may need to be titrated accordingly. Results from the relevant clinical studies are summarised below.

Research Report No. A00315

This was a pharmacokinetic study conducted with testosterone undecanoate injection in 14 hypogonadal men. The dosage interval between injections was 6 weeks and 4 intramuscular injections were administered. The primary efficacy parameter was the maintenance of testosterone levels within the eugonadal range after the 4th injection. Other secondary parameters investigated were adverse events, local intramuscular tolerability, status of the prostate and urine flow and standard clinical chemistry parameters including serum lipids and prostate specific antigen (PSA). The pharmacokinetic outcomes are presented below as Figure 1.

Figure 1. Time course of mean serum testosterone concentration (measured and net values) with SD during treatment of 14 hypogonadal patients with 4 x 1000 mg testosterone undecanoate injection i.m.



It was found that at the end of the treatment period, all men had serum testosterone levels above the lower limit of the eugonadal range. The 6 week time interval between injections resulted in accumulation of testosterone suggesting that a longer time interval between injections was required. The implication is that serum testosterone levels should be monitored to determine the optimum interval between injections. Local tolerability at the injection site (gluteus medius muscle) was investigated with injection site pain reported 3 times at the time of injection and 3 times between injection intervals. Apart from injection

site pain and leg pain associated with the injection, redness and tenderness at the injections site were also reported.

Research Report No. A01198

This was a comparative study with testosterone undecanoate injection and testosterone enantate (n = 20 per group) to investigate the efficacy and safety of treatment. Testosterone undecanoate injection was administered intramuscularly at 6 week intervals for the first 3 injections and then at a 9 week interval while testosterone enantate was administered intramuscularly at 3 week intervals over the 30 week study duration. The primary efficacy variables investigated were erythropoiesis (haemoglobin, haematocrit) and grip strength, which were similar between the groups. Multiple secondary and safety parameters were investigated including serum testosterone levels and intramuscular tolerability (see Adverse Effects). The pharmacokinetic results for both treatment groups are presented below in Figure 2. The greater fluctuation in serum testosterone for the group treated with testosterone enantate could be due to the longer dosing interval (3 weeks) between injections.

An extension of this clinical study (Research Report No. A05965) was allowed whereby all patients (n = 36 initiated the extension and n = 32 completed the extension phase) were administered a further 8 intramuscular injections of testosterone undecanoate injection (84 weeks). The pharmacokinetic results for serum testosterone in the extension phase are presented in Figure 3.

Figure 2. Mean serum testosterone levels in 2 treatment groups of 20 hypogonadal men each before and during administration of testosterone undecanoate injection (TU) or testosterone enantate (TE).

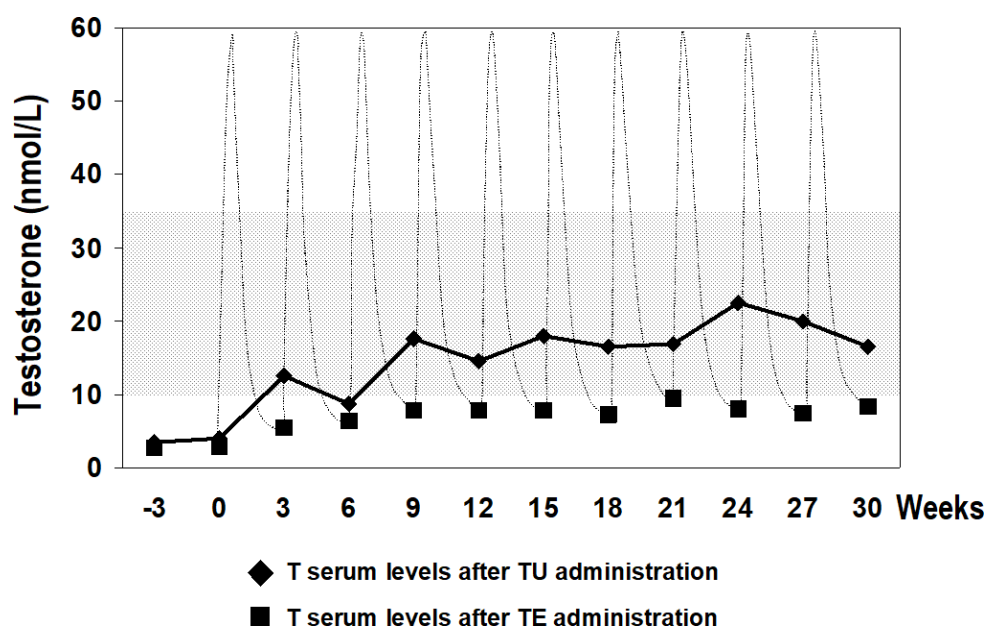
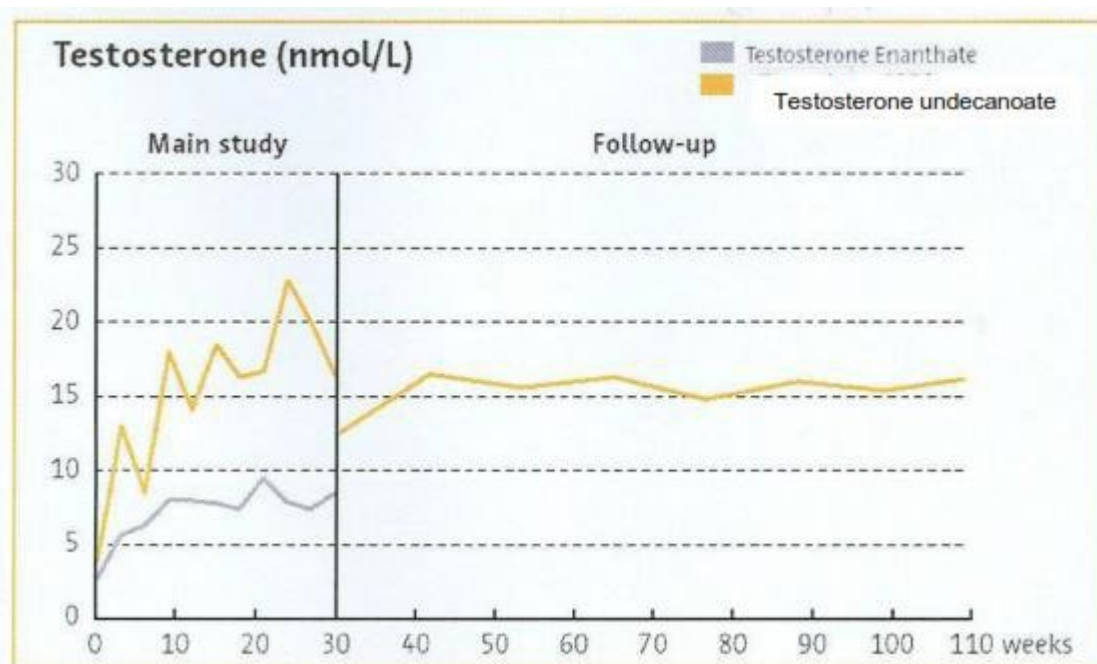


Figure 3. Serum testosterone levels following multiple injections of testosterone undecanoate injection.



5.2 Pharmacokinetic properties

Absorption

Gonadron is an intramuscularly administered depot preparation of testosterone undecanoate and thus circumvents the first-pass effect. Following intramuscular injection of testosterone undecanoate as an oily solution, the compound is gradually released from the depot and is almost completely cleaved by serum esterases into testosterone and undecanoic acid. An increase of serum levels of testosterone above basal values can already be measured one day after administration.

Distribution

In two separate studies, mean maximum concentrations of testosterone of 45 and 24 nmol/L were measured about 7 and 14 days, respectively, after single i.m. administration of 1000 mg of testosterone undecanoate to hypogonadal men. Post-maximum testosterone levels declined with an estimated half-life of about 53 days.

In serum of men, about 98% of the circulating testosterone is bound to sex hormone binding globulin (SHBG) and albumin. Only the free fraction of testosterone is considered as biologically active. Following intravenous infusion of testosterone to elderly men, an apparent volume of distribution of about 1.0 L/kg was determined.

Biotransformation

Testosterone which is generated by ester cleavage from testosterone undecanoate is metabolised and excreted the same way as endogenous testosterone. The undecanoic acid is metabolised by β -oxidation in the same way as other aliphatic carboxylic acids.

Elimination

Testosterone undergoes extensive hepatic and extrahepatic metabolism. After the administration of radiolabelled testosterone, about 90% of the radioactivity appears in the urine as glucuronic and sulphuric acid conjugates and 6% appears in the faeces after undergoing enterohepatic circulation. Urinary products include androsterone and etiocholanolone.

Steady State Conditions

Following repeated i.m. injection of 1000 mg testosterone undecanoate to hypogonadal men using an interval of 10 weeks between two injections, steady-state conditions were achieved between the 3rd and the 5th administration. Mean C_{max} and C_{min} values of

testosterone at steady-state were about 42 and 17 nmol/L respectively. Post-maximum testosterone levels in the serum decreased with a half-life of about 90 days, which corresponds to the release rate from the depot.

5.3 Preclinical safety data

Carcinogenicity

The potential carcinogenicity of testosterone has been tested by subcutaneous injection and implantation in mice and rats. In mice, the implant induced cervical uterine tumours, which metastasised in some cases. There is suggestive evidence that injection of testosterone in some strains of female mice increases their susceptibility to hepatoma. Testosterone is known to act as a tumour promoter and has been shown to increase hormone-dependent carcinomas in the liver of rats. There are rare reports of hepatocellular carcinoma in patients receiving long-term therapy with androgens in high doses. Chronic androgen deficiency is a protective factor for prostatic disease and hypogonadal men receiving androgen replacement therapy require surveillance for prostate disease similar to that recommended for eugonadal men of comparable age. Elderly patients treated with androgens may be at an increased risk for the development of prostatic hyperplasia and prostatic cancer.

Mutagenicity

In vitro and *in vivo* investigations on the mutagenic effect of testosterone undecanoate and testosterone, found no indications of mutagenicity.

Testosterone undecanoate was not genotoxic, as assessed *in vitro* for reverse gene mutations and chromosomal aberrations. An *in vivo* assay of chromosomal damage (micronucleus test in mice) was also negative.

Acute toxicity

As with steroid hormones in general, the acute toxicity of testosterone is very low.

Chronic toxicity

No effects which might indicate an unexpected risk to humans were observed during systemic toxicity studies in a rodent or non-rodent species after repeated administration of either the undecanoate or the enantate ester of testosterone.

Reproductive toxicity

Fertility studies in rodents and primates have shown that treatment with testosterone can impair fertility by suppressing spermatogenesis in a dose-dependent manner. Furthermore, no embryo-lethal or teratogenic effects were observed in the offspring of testosterone-treated male rats. Administration of Gonadron may cause virilisation of female foetuses in certain developmental stages. However, investigations into the embryotoxic, in particular teratogenic, effects gave no indication that further impairment of organ development is to be expected.

Local tolerability

The local tolerance study on pigs following intramuscular administration showed that testosterone undecanoate injection does not increase the irritative effects already caused by the solvent.

The solvent of Gonadron has been used for many years in numerous formulations for human use. In this time no local irritative effects have been observed which would object to its further use.

6. PHARMACEUTICAL PARTICULARS

6.1 List of excipients

Benzyl benzoate, castor oil.

6.2 Incompatibilities

In the absence of compatibility studies, this medicinal product must not be mixed with other medicinal products.

6.3 Shelf life

24 months.

6.4 Special precautions for storage

Protect from light.

6.5 Nature and contents of containers

Each 5 mL glass vial contains 4 mL oily solution with 1000 mg testosterone undecanoate and supplied as 1 vial pack size.

6.6 Special precautions for disposal and other handling

Gonadron contains no antimicrobial agent. Gonadron is for single use in one patient only. Discard any residue.

Any unused medicine or waste material should be disposed of in accordance with local requirements.

The product should be inspected visually for particles prior to administration. Only clear solution free from particles should be used.

Instructions for use/handling

Gonadron is to be injected intramuscularly immediately after opening the vial (see Section 4.2).

Handling the vial:

Flip off the protective cap (A) from the vial and aseptically clean the rubber stopper. Do not remove the metal ring (B) or the crimp cap (C).



7. MEDICINE SCHEDULE

Prescription Medicine

8. SPONSOR

Max Health Ltd
PO Box 44452
Pt Chevalier, Auckland 1246

Telephone: (09) 815 2664

For:

Sun Pharma ANZ Pty Ltd
12 Waterloo Road
Macquarie Park, Sydney
NSW 2113 Australia

9. DATE OF FIRST APPROVAL

30 January 2025

10. DATE OF REVISION OF THE TEXT

3 June 2026

Summary table of changes

Section changed	Summary of new information
4.9	Addition of risk assessment wording as per Medsafe template v1.4
8	Change of sponsor details