

# COSENTYX<sup>®</sup> solution for injection

Secukinumab (rch)

## Consumer Medicine Information

### What is in this leaflet

This leaflet answers some common questions about COSENTYX.

It does not contain all the available information. It does not take the place of talking to your doctor or pharmacist.

The information in this leaflet was last updated on the date listed on the final page. More recent information on the medicine may be available.

You should ensure that you speak to your pharmacist or doctor to obtain the most up to date information on the medicine. You can also download the most up to date Consumer Medicine Information (CMI) leaflet from [www.medsafe.govt.nz](http://www.medsafe.govt.nz)

Those updates may contain important information about the medicine and its use of which you should be aware.

All medicines have risks and benefits. Your doctor has weighed the risks of you taking COSENTYX against the benefits they expect it will have for you.

If you have any concerns about taking this medicine, ask your doctor or pharmacist.

Keep this leaflet with the medicine.

You may need to read it again.

### What COSENTYX is used for

COSENTYX is used for the treatment of the following inflammatory diseases:

- Plaque psoriasis
- Psoriatic arthritis
- Ankylosing spondylitis

#### Plaque psoriasis

COSENTYX is used to treat a skin condition called 'plaque psoriasis' in adults.

Plaque psoriasis causes inflammation of the skin.

COSENTYX is used in adults with moderate to severe plaque psoriasis.

#### Psoriatic arthritis

COSENTYX is used to treat a condition called 'psoriatic arthritis'. The condition is an inflammatory disease of the joints, often accompanied by psoriasis.

#### Ankylosing spondylitis

COSENTYX is used to treat a condition called 'ankylosing spondylitis' in adults. The condition is an inflammatory disease primarily affecting the spine which causes inflammation of the spinal joints.

In patients with plaque psoriasis, psoriatic arthritis, and ankylosing spondylitis the body produces increased amounts of a protein called IL-17A. This may lead to symptoms such as itching, pain, scaling in psoriasis, swollen and tender joints in psoriatic arthritis, and pain in the spine in ankylosing spondylitis.

COSENTYX contains the active substance secukinumab. This

ingredient is a fully-human monoclonal antibody and belongs to a group of medicines called interleukin (IL) inhibitors. Monoclonal antibodies are proteins that recognise and bind specifically to certain proteins in the body. COSENTYX works by neutralising the activity of the IL-17A protein, which is present at increased levels in conditions such as psoriasis, psoriatic arthritis, and ankylosing spondylitis. It will reduce the inflammation and other symptoms of the condition.

If you have any questions about how COSENTYX works or why this medicine has been prescribed for you, ask your doctor, pharmacist or healthcare provider.

Ask your doctor if you have any questions about why this medicine has been prescribed for you.

Your doctor may have prescribed it for another reason.

COSENTYX is not recommended for children and adolescents (under 18 years of age) because it has not been studied in this age group.

COSENTYX may be used by people aged 65 years and over.

COSENTYX is available only with a doctor's prescription and is not addictive.

### Before you have COSENTYX

#### ***When you must not take it***

Do not take COSENTYX if you have had a severe allergic reaction to

secukinumab, or any of the other ingredients listed at the end of this leaflet.

Some of the symptoms of an allergic reaction may include:

- shortness of breath
- wheezing or difficulty breathing
- swelling of the face, lips, tongue or other parts of the body
- rash, itching or hives on the skin

If you think you may be allergic, ask your doctor for advice before using COSENTYX.

Do not take COSENTYX if you have an active infection which your doctor thinks is important.

Do not take COSENTYX if there are visible signs of deterioration.

Do not take this medicine after the expiry date printed on the pack or if the packaging is torn or shows signs of tampering.

If it has expired or is damaged, return it to your pharmacist for disposal.

If you are not sure whether you should start taking this medicine, talk to your doctor.

### ***Before you start to have it***

If any of these apply to you, tell your doctor or pharmacist before using COSENTYX:

- you currently have an infection or if you have long-term or repeated infections
- you have tuberculosis
- you ever had an allergic reaction to latex
- you have inflammatory bowel disease (Crohn's disease or ulcerative colitis)

you had a recent vaccination or if you will receive a live vaccine during treatment with COSENTYX

Tell your doctor if you are pregnant, think that you may be pregnant or are planning to have a baby.

COSENTYX is not recommended during pregnancy unless the benefits clearly outweigh the potential risks.

Tell your doctor if you are breast-feeding or plan to breast-feed.

If you have not told your doctor about any of the above, tell them before you start taking COSENTYX.

### ***Taking other medicines***

Tell your doctor or pharmacist if you are taking any other medicines, including any that you get without a prescription from your pharmacy, supermarket or health food shop.

Tell your doctor or pharmacist if you:

- are taking a blood thinning medicine called warfarin.
- are taking, have recently taken or might take any other medicines.
- have recently had or are going to have a vaccination. You should not receive certain types of vaccines (live vaccines) while using COSENTYX.

Such medicines may be affected by COSENTYX or may affect how well it works. You may need different amounts of your medicines, or you may need to take different medicines.

Your doctor and pharmacist have more information on medicines to be careful with or avoid while taking this medicine.

---

## **How COSENTYX is given**

---

Follow all directions given to you by your doctor, nurse, or pharmacist carefully.

They may differ from the information contained in this leaflet.

Always use COSENTYX as your doctor has told you. You should check with your doctor, nurse or pharmacist if you are not sure.

COSENTYX is intended for subcutaneous use. This means that it is injected into the fatty tissue just under the skin.

The injection may be given by your doctor or nurse or you may be taught how to inject yourself with the medicine.

You and your doctor should decide if you should inject COSENTYX yourself.

It is important not to try to inject yourself until you have been trained by your doctor, nurse or pharmacist. A caregiver may also give you your COSENTYX injection after proper training.

If you do not understand the instructions on the label ask your doctor or pharmacist for help.

### ***How much is given***

Your doctor will decide how much COSENTYX you need.

#### **Plaque psoriasis**

The recommended dose is 300 mg by subcutaneous injection with initial loading dose at weeks 0, 1, 2, 3, and 4 followed by the same dose every month. Each 300 mg dose is given as two sub-cutaneous injections of 150 mg.

#### **Psoriatic arthritis**

The recommended dose is 150 mg by subcutaneous injection with initial dosing at Weeks 0, 1, 2, 3, and 4 followed by the same dose every month. Based on your response, your

doctor may increase the dose to 300 mg.

For patients who did not respond well to medicines called tumor necrosis factor (TNF) blockers or patient who also have moderate to severe plaque psoriasis, the recommended dose is 300 mg by subcutaneous injection with initial dosing at Weeks 0, 1, 2, 3, and 4 followed by the same dose every month. Each 300 mg dose is given as two subcutaneous injections of 150 mg.

COSENTYX may be administered with or without methotrexate.

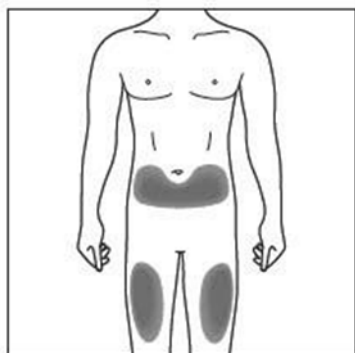
### Ankylosing spondylitis

The recommended dose is 150 mg by subcutaneous injection with initial dosing at Weeks 0, 1, 2, 3, and 4 followed by monthly maintenance dosing. Based on your response, your doctor may increase the dose to 300 mg. Each 300 mg dose is given as two subcutaneous injections of 150 mg.

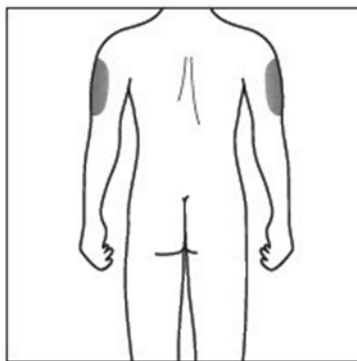
Do not exceed the recommended dose.

### Choosing the injection sites

The injection sites are where the skin will be pierced to administer the subcutaneous injection.



The recommended site is the front of your thighs. You may also use the lower abdomen, but not the area five centimetres around the navel (belly button). If a caregiver is giving you the injection, the outer upper arms may also be used (Shown in grey in the diagram for illustrative purposes)



Choose a different site each time you give yourself an injection.

For a 300 mg dose injection, use two injection sites when administering the two 150 mg doses. Use new injection sites for each set of injections.

Do not inject into areas where the skin is tender, bruised, red, scaly or hard.

Avoid areas with scars or stretch marks

### Injecting COSENTYX yourself

Discuss with your doctor whether or not you will inject COSENTYX yourself.

Do not try to inject yourself if you have not been properly trained or if you are not sure how to do it.

After proper training in injection technique, your doctor will tell you that you may inject it yourself.



**Read the following instructions on how to use the prefilled syringe and/or pen all the way through before removing COSENTYX from the refrigerator. These instructions are to help you to inject correctly.**

### How to use the prefilled syringes

Read ALL the way through these instructions before injecting.

For a more comfortable injection, take the box containing the two prefilled syringes out of the refrigerator and leave it unopened for about 15 to 30 minutes so that it reaches room temperature.

COSENTYX should be administered within one hour after removal from 2°C to 8°C storage.

Do not remove the needle cap until just before you give the injection.

Gather together the necessary items not included in the pack:

- alcohol swabs
- clean, dry cotton swab or gauze
- proper disposal container for used needles, syringe and vials (sharps container).



When you are ready to use the prefilled syringes, wash your hands thoroughly with soap and water.

Find a clean, comfortable area.

Using a circular motion, clean the injection site with an alcohol swab. Leave it to dry before injecting.

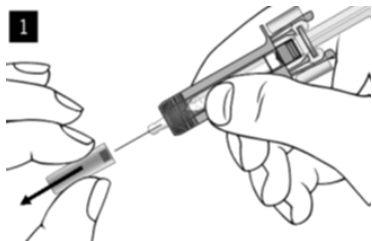
- 1. Remove the first prefilled syringe from the outer box and take it out of the blister. Inspect the prefilled syringe.**

The liquid should be clear. Its colour may vary from colourless to slightly yellow. You may see a small air bubble, which is normal.

Do NOT use if the liquid contains easily visible particles, is cloudy or distinctly brown, or if the prefilled syringe is broken.

In all these cases, return the entire pack to the pharmacy.

- 2. Carefully remove the needle cap from the prefilled syringe. Discard the needle cap.**

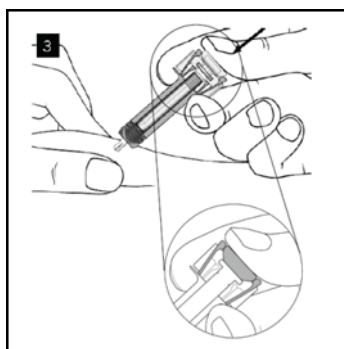


You may see a drop of liquid at the end of the needle. This is normal.

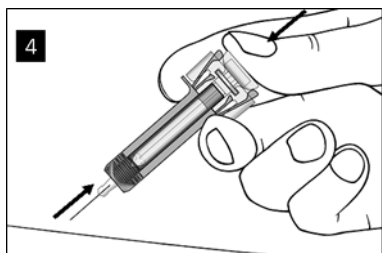
3. Gently pinch the skin at the injection site and insert the needle as shown. Push the needle all the way in to ensure that the medication can be fully administered.



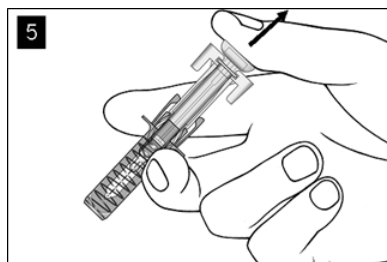
4. Holding the prefilled syringe as shown, slowly depress the plunger as far as it will go so that the plunger head is completely between the syringe guard wings. Keep the plunger pressed fully down while you hold the syringe in place for 5 seconds.



5. Keep the plunger fully depressed while you carefully lift the needle straight out from the injection site.



6. Slowly release the plunger and allow the syringe guard to automatically cover the exposed needle.



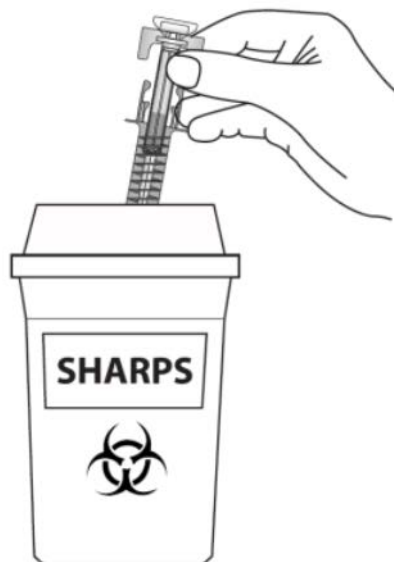
7. There may be a small amount of blood at the injection site.

You can press a cotton ball or gauze over the injection site and hold it for 10 seconds. Do not rub the injection site.

You may cover the injection site with a small adhesive bandage, if needed.

8. Dispose of the used COSENTYX prefilled syringe in a sharps container (closable, puncture resistant container).

For the safety and health of you and others, needles and used syringes must never be re-used.



9. Choose a different site and repeat steps 2 to 9 with the second prefilled syringe.

### How to use the prefilled pens

Read ALL the way through these instructions before injecting.

These instructions will help you to inject correctly using the pen.

For a more comfortable injection, take the carton containing two pens out of the refrigerator 15 to 30 minutes before injecting.

This will enable them to reach room temperature. COSENTYX should be administered within one hour after removal from 2°C to 8°C storage.

During the injection you will hear 2 loud clicks.

The first click indicates that the injection has started. Several seconds later a second click will indicate that the injection is almost finished.

You must keep holding the pen firmly against your skin until you see a green indicator fill the window and stop moving.

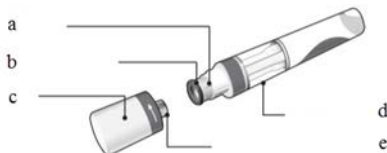
Gather together the necessary items not included in the COSENTYX pack:

- alcohol swabs
- clean, dry cotton swab or gauze
- sharps disposal container for used needles, syringe and vials.

**1. When you are ready to use the pens, wash your hands thoroughly with soap and water.**

**2. Inspect the pens.**

The liquid should be clear. Its colour may vary from colourless to slightly yellow. You may see a small air bubble, which is normal.



- a. Needle
- b. Needle guard
- c. Cap
- d. Inspection window
- e. Internal needle cover

Do NOT use the pen(s) if the liquid contains easily visible particles, is cloudy or is distinctly brown.

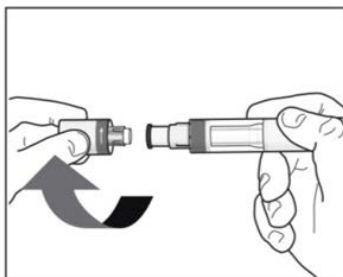
**3. Find a clean, comfortable area.**



Using a circular motion, clean the injection site with the alcohol swab.

Leave it to dry before injecting. Do not touch the cleaned area again before injecting.

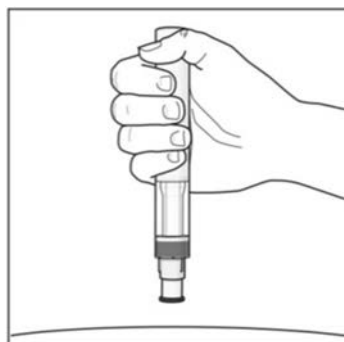
**4. Only remove the cap when you are ready to use the pen.**



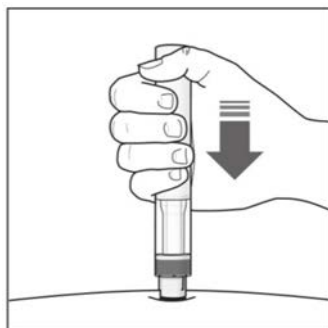
Twist off the cap in the direction of the arrows. Once removed, throw away the cap.

Use the pen within 5 minutes of removing the cap. Do not try to re-attach the cap.

**5. Hold the pen at 90 degrees to the cleaned injection site. Ensure the inspection window on the pen is visible before injecting.**



**6. Press the pen firmly against the skin to start the injection.**



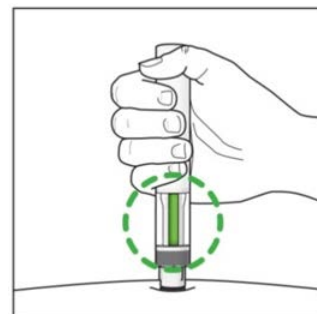
The first click indicates the injection has started.

**Keep holding the pen firmly against your skin.**

The green indicator shows the progress of the injection.

**7. Listen for the second click.**

This indicates the injection is almost complete.

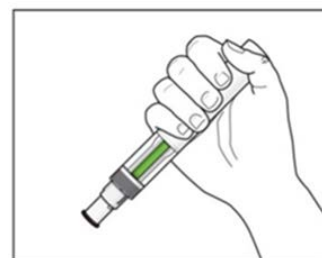


After the injection, check the green indicator fills the window and has stopped moving. The pen can now be removed.

**8. Check the green indicator fills the window.**

This means the medicine has been delivered.

**Contact your doctor if the green indicator is not visible.**



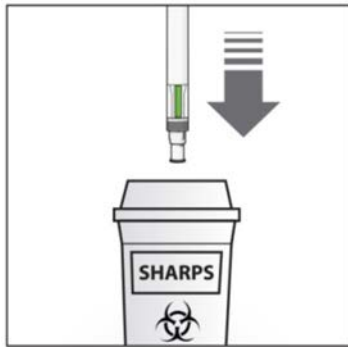
There may be a small amount of blood at the injection site.

You can press a cotton ball or gauze over the injection site and hold it for 10 seconds.

Do not rub the injection site.

You may cover the injection site with a small adhesive bandage, if needed.

**9. Dispose of the used pen in a sharps disposal container (i.e. a puncture-resistant closable container, or similar). Never try to reuse the spent pen.**



**10. Choose a different site and repeat steps 2 to 9 with the second pen.**

How long to take COSENTYX

This is a long-term treatment. Keep taking this medicine for as long as your doctor tells you.

Your doctor will regularly monitor your condition to check that the treatment is having the desired effect.

***If you use more COSENTYX than you should (overdose)***

If you or anyone else accidentally received more COSENTYX or sooner than according to the doctor's prescription, immediately telephone your doctor or the Poisons Information Centre (telephone 0800 764 766) for advice, or go to Accident and Emergency at the nearest hospital.

Do this even if there are no obvious signs of discomfort or poisoning.

***If you forget to have it***

If you have forgotten to inject a dose of COSENTYX, inject the next dose as soon as you remember. Then talk to your doctor to discuss when you should inject the next dose.

If you are not sure what to do, ask your doctor or pharmacist.

If you have trouble remembering to have your medicine, ask your pharmacist for some hints.

---

## **While you are taking COSENTYX**

---

***Things you must do***

Discontinue treatment and tell your doctor or pharmacist immediately if you get any of these symptoms during treatment with COSENTYX:

Signs or symptoms of a potentially serious infection. These may include:

- fever, flu-like symptoms, night sweats
- feeling tired or short of breath; cough which will not go away
- warm, red and painful skin, or a painful skin rash with blisters
- burning when passing urine

Signs or symptoms of an allergic reaction. These may include:

- difficulty breathing or swallowing
- low blood pressure, which can cause dizziness or light-headedness
- swelling of the face, lips, mouth or throat
- severe itching of the skin, with a red rash or raised bumps

Keep all of your doctor's appointments so that your progress can be checked.

Your doctor will do tests from time to time to make sure the medicine is working and to prevent unwanted side effects.

Your doctor will decide if and when you may restart the treatment.

If you need to be vaccinated, tell your doctor you are taking COSENTYX before you have the vaccination.

Live vaccines will not be suitable for you.

If you are about to be started on any new medicine, remind your doctor and pharmacist that you are taking COSENTYX.

Tell any other doctors, dentists, and pharmacists who treat you that you are taking this medicine.

***Things you must not do***

Never leave the prefilled syringe or pen lying around where others might tamper with it.

Do not open the sealed box until you are ready to use COSENTYX.

Do not use this medicine if the liquid contains easily visible particles, is cloudy or is distinctly brown.

Do not use the prefilled syringe or pen if either the seal on the outer box or the seal of the blister are broken.

It may not be safe for you to use.

Do not shake the prefilled syringe or pen.

Do not use the pen if it has been dropped with the cap removed.

Do not take it to treat any other complaints unless your doctor tells you to.

Do not give this medicine to anyone else, even if they have the same condition as you.

***Things to be careful of***

The needle cap of the syringe may contain dry rubber (latex), which should not be handled by persons sensitive to this substance.

Be careful not to touch the syringe guard wings before use.

By touching them, the syringe guard may be activated too early.

Dispose of the used COSENTYX prefilled syringe or pens immediately after use in a sharps container.

The COSENTYX prefilled syringe should not be re-used.

---

## **If you stop using COSENTYX**

---

Do not stop taking your medicine or change the dosage without checking with your doctor first.



---

## Side effects

---

As with all medicines, patients treated with COSENTYX may experience side effects, although not everybody gets them.

Tell your doctor or pharmacist as soon as possible if you do not feel well while you are taking COSENTYX.

All medicines can have side effects. Sometimes they are serious, most of the time they are not.

You may need medical attention if you get some of the side effects.

Do not be alarmed by the following lists of side effects.

You may not experience any of them. Some side effects are very common (These side effects may affect more than 1 in every 10 people)

- Upper respiratory tract infections with symptoms such as sore throat and stuffy nose (nasopharyngitis, rhinitis)

Some side effects are common (These side effects may affect up to 1 in every 10 people)

- Cold sores (oral herpes)
- Diarrhoea
- Runny nose (rhinorrhoea)
- Hives
- Headache
- Nausea
- Itchy rash (urticaria)

### **Some side effects are uncommon**

(These side effects may affect up to 1 in every 100 people)

- Oral thrush (oral candidiasis)
- Signs of low levels of white blood cells such as fever, sore throat or mouth ulcers due to infections (neutropenia)\*
- Athlete's foot (tinea pedis)
- Infection of the external ear (otitis externa)
- Discharge from the eye with itching, redness and swelling (conjunctivitis)

- Painful period

**Some side effects are rare** (may affect in to 1 in 1,000 people)

- Severe allergic reaction with shock (anaphylactic shock)

New cases of inflammatory bowel disease or “flare-ups” can happen with COSENTYX, and can sometimes be serious. If you have inflammatory bowel disease (ulcerative colitis or Crohn’s disease), tell your doctor if you have worsening symptoms during treatment with COSENTYX or develop new symptoms of stomach pain or diarrhoea.

COSENTYX may affect the results of some blood tests, including:

- slight increase in blood cholesterol and blood fat (triglycerides)
- elevated liver enzymes

The frequency of some side effects cannot be estimated from available data

- Fungal infections of the skin and mucous membranes (thrush)

In clinical trials, major adverse cardiovascular events were rarely observed with COSENTYX.

Ask your doctor or pharmacist to answer any questions you may have.

Tell your doctor if you notice anything else that is making you feel unwell.

Other side effects not listed here or not yet known may happen in some people.

---

## After taking COSENTYX

---

### **Storage**

If you have to store COSENTYX:

- Keep it in a refrigerator at 2°C to 8°C out of the sight and reach of children

- Do not freeze it
- Store it in the carton in order to protect it from light.
- May be stored unrefrigerated (out of fridge) at room temperature for a single period up to a maximum of 4 days at a temperature not above 30°C.

Do not store COSENTYX or any other medicine in the bathroom, near a sink, or leave it in the car or on a window sill.

A locked section of the refrigerator, at least one-and-a-half metres above the ground, is a good place to store COSENTYX.

### **Disposal**

If your doctor tells you to stop taking this medicine or the expiry date has passed, ask your pharmacist what to do with any medicine that is left over.

---

## Product description

---

### **What it looks like**

COSENTYX solution for injection is a clear liquid. Its colour may vary from colourless to slightly yellow.

COSENTYX is available in packs containing 1 or 2 single-use pre-filled syringes or pens.

### **Ingredients**

Each COSENTYX pre-filled syringe or pen contains 150 mg secukinumab as the active substance.

The other ingredients are:

- trehalose dihydrate
- histidine
- histidine hydrochloride monohydrate
- methionine
- polysorbate 80
- water for injection

This medicine does not contain sucrose, lactose, gluten, tartrazine or any other azo dyes.

**Sponsor**

COSENTYX is supplied in New Zealand by:

**Novartis New Zealand Limited**

PO Box 99102 Newmarket

Auckland 1149

New Zealand

Telephone 0800 354 335

® = Registered Trademark

This leaflet was prepared in July 2020.

(cos080720cNZ based on DS cos080720iNZ)